

Cardinal
BY FOREST RIVER

Estate

PACKAGE

CARDINAL ESTATE PACKAGE



WIDE BODY FIFTH WHEELS

RESIDENTIAL STYLE WIDE BODY FIFTH WHEELS

Cardinal Estate PACKAGE

This premium package includes these standard features for increased convenience and comfort while enjoying your home away from home.



Furrion Double Drawer Dishwasher



High End Spring High Rise Kitchen Faucet



MOR/ryde 4000 Suspension



Keyless Entry



Manual Power Cord Reel



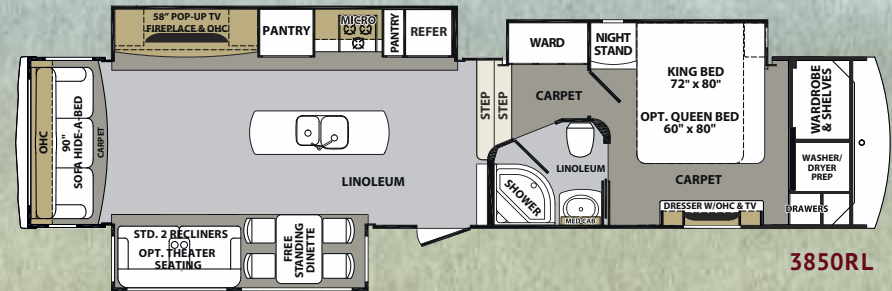
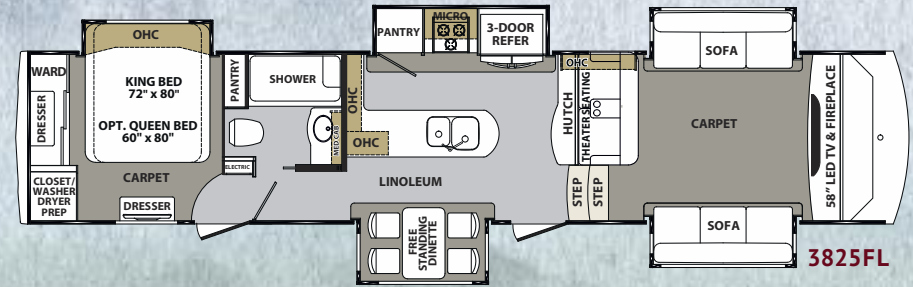
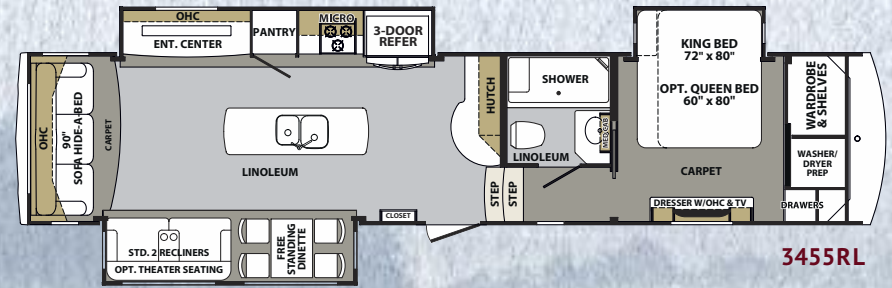
2 Burner Induction Stove Top



Lighted Kitchen Backsplash with Dimmer

PLUS

- 3 Dometic Quiet Cool Air Conditioners
- Serta Bellagio Opulenza King Super Pillow Top Mattress
- Auto Drawer Glides in Kitchen/Living Area
- Dexter® 8000 lb. Axles
- G-Rated Tires
- Stainless Steel Convection Microwave
- New High End Full Body Paints (See back cover)



WIDE BODY	3455RL	3825FL	3850RL
Length (Center of pin to rear of cap)	40' - 8"	41' - 7"	39' - 6"
Shipping Weight	13936	13978	13563
UVW	13995	14037	13622
Hitch Weight	2655	2452	2575
GAWR	13680	13680	13680
GVWR	16335	16132	16255
Cargo Carrying Capacity (CCC)	2340	2095	2633
Exterior Height	13' 6"	13' 6"	13' 6"
Exterior Width	100"	100"	100"
Interior Height (bedroom)	81"	105"	81"
Interior Height (living area)	105"	81"	105"
Tire Size	ST235/80R16G	ST235/80R16G	ST235/80R16G
Brake Size	12"	12"	12"
Fresh Water	64 gal.	64 gal.	64 gal.
Waste Water	120 gal.	120 gal.	120 gal.
Water Heater	12 gal.	12 gal.	12 gal.
Furnace	42000 BTU	42000 BTU	42000 BTU
Patio Awning	19'	6' - 6" & 14'	19'
Exterior Storage (cu. ft.)	150	107	150

GVWR (Gross Vehicle Weight Rating) - is the maximum permissible weight of the unit when fully loaded. It includes all weights, inclusive of all fluids, cargo, optional equipment and accessories. For safety and product performance do NOT exceed the GVWR.

GAWR (Gross Axle Weight Rating) - is the maximum permissible weight, including cargo, fluids, optional equipment and accessories that can be safely supported by a combination of all axles.

UVW (Unloaded Vehicle Weight) - is the typical weight of the unit as manufactured at the factory. It includes all weight at the unit's axle(s) and tongue or pin and LP Gas. The UVW does not include cargo, fresh potable water, additional optional equipment or dealer installed accessories.

CCC (Cargo Carrying Capacity)** - is the amount of weight available for fresh potable water, cargo, additional optional equipment and accessories. CCC is equal to GVWR minus UVW. Available CCC should accommodate fresh potable water (8.3 lbs. per gallon). Before filling the fresh water tank, empty the black and gray tanks to provide for more cargo capacity.

*Estimated Average based on standard build optional equipment.

**Estimated average based on standard build optional equipment.

Each Forest River RV is weighed at the manufacturing facility prior to shipping. A label identifying the unloaded vehicle weight of the actual unit and the cargo carrying capacity is applied to every Forest River RV prior to leaving our facilities. The load capacity of your unit is designated by weight, not by volume, so you cannot necessarily use all available space when loading your unit.

STANDARDS

INTERIOR

- Hardwood Maple Raised Panel Glazed Cabinet Doors and Drawers
- Hardwood Maple Cabinet Frames (Stiles)
- Crown Molding Cabinet Accents
- Crown Molding Ceiling Trim
- Residential Hidden Hinge Adjustable Cabinet Hardware
- Solid Wood (Baltic Birch) Drawer Boxes
- Ball Bearing, Full Extension Drawer Guides
- Dehco Trekk Wood Plank Linoleum Flooring (3 Year Cold Crack warranty)
- Residential Carpet
- Wainscoting
- Satin Nickel Plumbing Fixtures
- Solid Wood Slide-out Fascia Frame
- Decorative Solid Wood Frame Entry Door
- Solid Wood Exit Assist Handle
- Cathedral Ceilings Throughout

GALLEY

- LG Solid Surface Polished Counter Tops with Under Mount Sink (15 Year warranty)
- Dual Bowl "Giant" Stainless Steel Kitchen Sink
- High End, Spring High-rise Kitchen Faucet
- Stainless Steel Convection Microwave
- Stainless Steel Residential Refrigerator (3455RL, 3825FL, 3850RL)
- Auto Drawer Glides
- Maxx Air Fan with Rain Sensor and Remote
- Flush Floor Galley Slides
- Coat Closet (Where applicable)
- Hardwood Drawers in Pantry

INTERIOR LED LIGHTING

- LED Lighting Throughout
- Indirect LED Lighting
- Decorative Ceiling Light Above Dinette
- Ceiling Fan
- Pendant Lights in Galley
- Dimmer Switch (Living area only)

FURNITURE/WINDOW COVERINGS

- Three Seat Leather Rear Sofa with Hide-A-Bed
- (2) Bonded Leather Swivel Recliners with Lifetime Frame Warranty
- Free Standing Dinette Table with Dual Leafs and Lift-up Storage
- (4) Residential Chairs (2) with Flip-up Storage (2) Folding
- Day/Night Roller Shades (Living area)
- Night Roller Shades (Bedroom)
- Designer Hard Valance Window Treatments (Where available)
- Designer Soffits (Where available)

BATHROOM

- Maxx Air Fan with Rain Sensor and Remote
- Solid Surface Polished Vanity Counter Top with Integrated Bowl (Residential Height)
- Porcelain Toilet with Foot Flush
- Radius Molded Fiberglass One-piece Shower with Seat (3850RL)
- "Mega" Fiberglass Molded Shower (3455RL, 3825FL)
- Shower Skylight/Dome
- Glass Shower Door
- Adjustable Shower Head
- Medicine Cabinet with Mirrored Door
- Dedicated Heat and A/C Duct

BEDROOM

- King Bed, Serta Bellagio Opulenza Super Pillow-top Mattress
- Solid Wood Head Board
- Designer Bedspread, Pillows and Sham
- Full Height Hanging Wardrobe
- Stackable/Combo Washer/Dryer Prep
- Washer/Dryer Dual Electrical Outlets (Operates W/D at same time)
- Shoe Caddy
- Cubby Storage
- Chest of Drawers
- Cedar Lined Closet and Drawers
- Under Bed Storage
- Solid Hardwood Slide-out Fascia Frame
- (2) Reading Lights with Individual Controls
- (2) Bed Side Power Outlets

APPLIANCES

- Residential Refrigerator with 2000W Inverter (3455RL, 3825FL, 3850RL)
- Furrion Double Drawer Dishwasher
- 30" Convection Microwave
- Dyson DC35 Cordless Vacuum
- 42K BTU LP Furnace
- Fireplace
- 12 Gal. Gas/Electric DSI Water Heater
- "Shurflo" On-demand High Output Water Pump (3 g/min at 55 psi)
- (3) Ducted Dometic Quiet Cool Air Conditioners (15K, 13K mid, 13.5K front)
- Dual 30 lb. Propane Bottles with Auto Switch Over
- LP Leak Detector
- Carbon Monoxide Detector

ELECTRONICS

- Function-remote control with Key Fob (Slides, awning, patio light, front jacks and rear jacks)
- 58" LED TV (Main living area 3455RL, 3825FL, 3850RL)

- 32" LED HDTV (Bedroom)
- Furrion Theater System with Bluetooth, HDMI, DVD, AM/FM, Weather Band
- Digital TV Antenna with Signal Booster
- Cable TV Hook-ups (Main living, bedroom)
- Cable TV Hook-up (Exterior garage bulkhead)
- Satellite Prep (Roof mount)
- Exterior Flip-down Speakers in Pass-thru Storage

EXTERIOR

- Front Cap: Molded Fiberglass with Extended Turning Radius
- Rear Cap: Molded Fiberglass
- (2) High End Full Body Paint Schemes (Sikkens auto paint)
- Laminated Front Bulkhead
- Keyless Entry
- 32" X 76" Entry and Screen Door
- 45° Angled Skirting
- Slam Latch 1.5" Thick Insulated Doors
- Laminated Slide End Walls
- Automotive Hehr Frameless Windows
- Hydraulic Slide Room Power
- Individual Slide Room Selector Switches
- Roof Ladder
- Dual Aluminum Wrapped Electric Power Awnings with LED Light Strip
- Entry Assist Handle (XL – folding)
- 1.5" Aluminum Belt Rail with Caps (No exposed screws)
- Roto-cast Spun Seamless Water/Waste Tanks
- Enclosed and Heated Underbelly (Forced air heat)
- Thermostatically Controlled Tank Heat Pads (12 Volt Electric) (Dual heating sources)
- Dual Roof Vents
- LED Tail Lights And Rear Running Lights
- LP Quick Disconnect

SLIDE ROOM SEAL/GASKET SYSTEM

- Aluminum "H" Frame Slide Room Perimeter
- Dual Neoprene Squeegee Seals
- Exterior and Interior "D" Seals
- Exterior "H" Seal

EXTERIOR LIGHTING

- LED Docking Lights (4 – mounted into front cap)
- Rear Cap Lighting: White Reverse and Red Running/Brake Lights
- Security Lights (2)
- Amber Patio Light
- Entry Door Auto Threshold Light
- LED Awning Lights

UTILITY DOCKING COMPARTMENT

- Light (12 Volt)
- Outside Shower (Hot and cold)
- Black Tank Flush System
- Fresh Water Heater Bypass Valve
- Full Coach Water Filtration System
- Winterizing Bypass System
- Protected/Insulated Pull Waste Valves
- Waste Hose Storage Tube
- Manual Power Cord Reel

CHASSIS/FOUNDATION

- I-beam "Z" Frame Powder Coated Chassis
- Chamfered Frame Technology
- 12" I-beam Frames
- 8,000 lb. Dual Axles
- Dexter® 8,000 lb. Axles with Nev-R-Adjust® Brakes
- MOR/ryde 4000 Suspension System
- MOR/ryde 18K Extended Pin Box
- (8) Lug Hubs
- Aluminum Rims 16"
- Goodyear® Premium G-rated Tires
- Spare Tire (Inside storage mounted)
- Hydraulic Front Jacks
- 8" Radius Front Jack Pads
- Electric Rear Stabilizing Jacks
- Quad Steel Entry Steps
- Pinless Front Jack Legs
- Flush Floor Slide Design with Steel Ramp and Glide Bar (Main slide rooms)
- Hydraulic Slide System with 2" Steel Rams
- Hydraulic Pump Station with Manual Override

CONSTRUCTION

- Wide Body Construction
- Sidewalls: 2" Welded Aluminum Framed Vacuum Bonded Laminated Walls
- Roof: 5" Double Radiused Aluminum Trusses 16" on Centers
- Roof: Alpha Super Flex II TPO Roof Material
- Front Wall: Welded Aluminum Frame
- Rear Wall: Welded Aluminum Frame
- Floor: 3" Vacuum Bond Laminated with Welded Aluminum Trusses
- Bath/Bed Deck: Welded Aluminum Frame
- Slide End Walls: 2" Welded Aluminum Frame, Laminated
- Slide Roof: 2" Welded Aluminum Frame, Laminated
- Slide Floor: 1" Wood Flooring
- No Expansion Gaps

INSULATION

- Sidewalls: High Density Block Foam Insulation (R-9)
- Roof: Fiberglass Batten Insulation and Radiant Foil Insulation (R-38)
- Main Floor: High Density Block Foam Insulation and Radiant Foil Insulation (R-38)
- Sub floor: Honey Combed Polyurethane with Aluminum Radiant Foil Insulation and Direct Forced Air Heat
- Front Cap: Fiberglass Insulation and Radiant Foil Insulation (R-38)
- Rear Cap: Fiberglass Insulation and Radiant Foil Insulation (R-38)

ELECTRICAL SYSTEMS

- Centralized Command Center and Monitor Panel
- 70 AMP Converter (Progressive Dynamics)
- 50 AMP Service
- Marine Grade Detachable 50 AMP Power Cord
- 12 Volt Battery Disconnect
- Battery Prep Box (2)
- Energy Management System (Standard with (3) Air Conditioners)

OPTIONS

INTERIOR

- Queen Bed (IPO King)
- Extra Dinette Chair
- Theater Seats (Standard 3825FL)
- Electric Theater Seats (N/A 3825FL)
- Residential Refrigerator with 2,000W Inverter (3850RL)
- 32" Galley TV (3825FL)
- Stackable Washer/Dryer

EXTERIOR

- Full-body Paint Package
- (3, 4 or 5) Slide-out Awnings
- Heat Pump for 15,000 BTU AC
- Dual Pane Frameless Windows with Safety Glass
- Generator Prep
- 5.5 LP Generator (Includes prep)
- "Level Up" 6-Point One Touch Automatic Hydraulic Leveling System
- Outside Ice Maker
- Bike Hitch
- Exterior Entertainment Center with 32" LED TV
- Hydraulic Disc Brakes for Dexter® 8,000 lb. Axles Only

RESIDENTIAL STYLE WIDE BODY FIFTH WHEELS

Cardinal Estate PACKAGE



Two special full body paint exteriors are available as part of the Estate Package upgrade.



GUN METAL



PINOT GRIGIO

f Cardinal
58277 State Road 19 South • Elkhart, IN 46517
(574) 296-7700 • www.forestriverinc.com/cardinal
www.forestriveraccessories.com

All information contained in this brochure is believed to be accurate at the time of publication. However, during the model year, it may be necessary to make revisions and Forest River, Inc., reserves the right to make all such changes without notice, including prices, colors, materials, equipment and specifications as well as the addition of new models and the discontinuance of models shown in this brochure. Therefore, please consult with your Forest River dealer and confirm the existence of any materials, design or specifications that are material to your purchase decision.

©2016 Cardinal, a Division of Forest River, Inc., a Berkshire Hathaway company. All rights reserved. 5/16

Your **CARDINAL ESTATE PACKAGE** Dealer



PRE-DELIVERY INSPECTION FACILITY

20,000 square feet of quality assurance. The bare essentials for a premium product. This state-of-the-art facility gives immediate daily feedback to production for quality assurance in every unit built.



Forest River, Inc. encourages our customers to purchase their Forest River products from a local dealership whenever possible for the following reasons:

- 1) Forest River, Inc. dealers are independently owned and operated businesses so priority service and scheduling is at their discretion and is often provided to customers that purchased their unit at that dealership.
- 2) Purchasing locally allows customers to establish meaningful relationships with a dealer, enhancing the RV experience through assistance with product questions, user tips or RV regulations for your state or country, and much more!
- 3) Canadian customers must meet requirements to bring an RV purchased out of the country to their home. These requirements may involve additional inspections and certifications, taxes and fees. Your local Canadian Dealer is a professional at meeting these requirements.
- 4) Scheduling timely warranty repairs and adjustments through a local dealership provides far greater flexibility and convenience to you, the customer!

It is the goal of Forest River, Inc. that all of our RV owners fully enjoy the RV experience and that customer satisfaction meets or exceeds their expectations!

24/7 EMERGENCY ROADSIDE ASSISTANCE

For a worry-free ownership experience

Forest River includes one

year of Coach-Net RV Technical & Roadside

Assistance with each RV purchase. Whether

new to the RV lifestyle or an experienced RV enthusiast,

Forest River owners have 24/7 access to technical,

operational and emergency road service

coverage throughout the US & Canada.

Coach-Net's fast, dependable

service is just a phone

call away.

Coach-Net®

RV Technical & Roadside Assistance



Learn More

Scan this barcode using a QR Reader on your smart phone to learn more about Forest River.



A Berkshire Hathaway company.

FREE MEMBERSHIP
to Forest River Owners' Group

www.forestriverfrog.com

